

TruConvertSystemConfigurations

AC + DC System Configuration

A standard TruConvert system consist of 1x System Control, 1 x AC 3025 and 1 - 4 x DC 1008 modules (Figure 1) and therefore scales the power in 25kW steps on the AC side and 8 kW steps on the DC side.

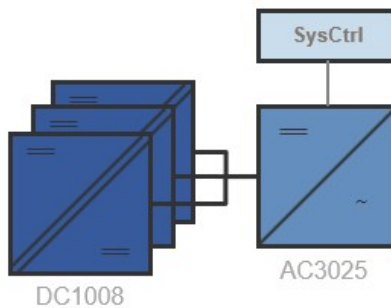


Figure 1: 1-3 x DC1008 with 1x AC3025

To reach higher power levels, up to 16 of these systems can be connected in parallel to one System Control.

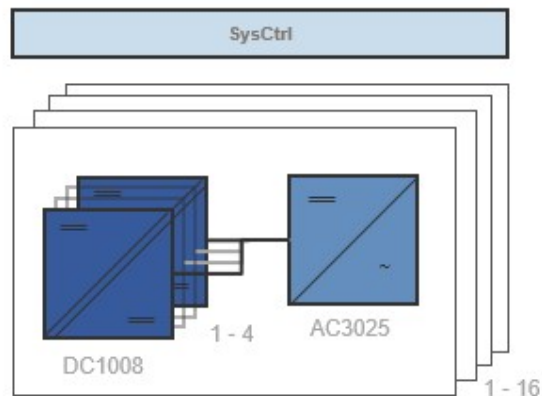


Figure 2: 1 x System Control with several AC 3025 + 1- 4 DC 1008 modules

Adding a 3rd party string optimizer the system can be easily extended by several PV strings over the common DC - Link (see Figure 3). The building block size of the connectable strings is around 10 kWp adding a lot of flexibility for the customer. Please contact BU for detailed information (whitepaper) and requirements.

TruConvertSystemConfigurations

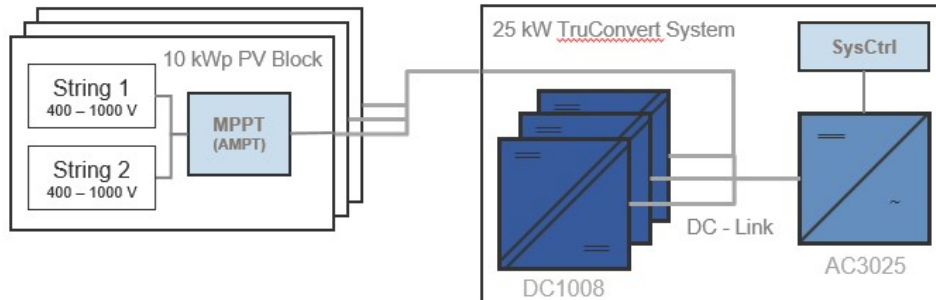


Figure 3: System setup with DC coupled PV strings

DC only System Configuration

For DC only systems 1 System Control can handle up to 16 DC 1008 modules whereby all DC modules can be addressed individually or in broadcast mode. To reach higher power levels multiple of these blocks can be connected in parallel (minimum building block size is 8 kW).

To get a 250kW block for example, the customer would need to purchase 2 System Controls and 32 DC 1008 modules (see Figure 4).

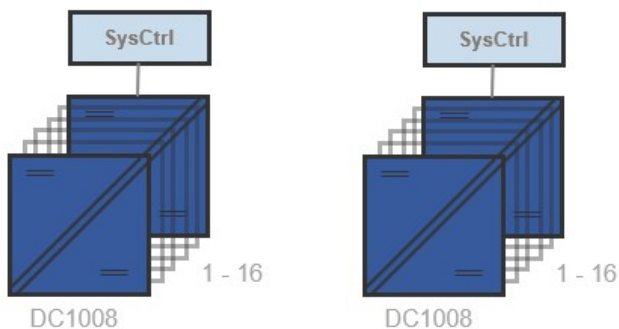


Figure 4: 250 kW DC only system

In DC only mode the DC 1008 modules can be either operated in current or voltage source mode.

AC only System Configuration

If required, the AC3025 module can also be sold as a single system and be hooked up to existing high voltage batteries or DC buses. As within the DC only configuration, 1 System Control can handle up to 16 AC 3025 modules (see Figure 5).

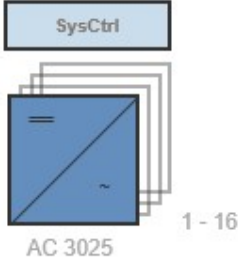


Figure 5: AC only system configuration